

## Surface Mount Transient Voltage Suppressors

### 30KP Series 30000W Transient Voltage Suppressor

#### Description


The 30KP series is designed specifically to protect sensitive electronic equipment from voltage transients induced by lightning and other transient voltage events.

#### Features

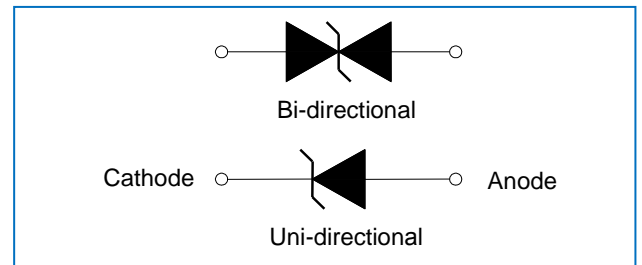
- ◆ Glass passivated chip
- ◆ 30000W peak pulse power capability with a 10/1000  $\mu$ s waveform, repetitive rate (duty cycle):0.01 %
- ◆ Low leakage
- ◆ Uni and Bidirectional unit
- ◆ Excellent clamping capability
- ◆ Very fast response time
- ◆ RoHS compliant

#### Applications

TVS devices are ideal for the protection of I/O interfaces, VCC bus and other vulnerable circuits used in Telecom, Computer, Industrial and Consumer electronic applications.



#### Functional Diagram



#### Mechanical Data

- ◆ Case: Molded plastic
- ◆ Epoxy: UL 94V-0 rate flame retardant
- ◆ Lead: Solderable per MIL-STD-202, method 208 guranteed
- ◆ Polarity: Color band denotes cathode end except Bipolar
- ◆ Mounting position: Any

#### Maximum Ratings and Thermal Characteristics(TA=25C Unless otherwise Noted)

Parameter	Symbol	Value	Units
Peak power dissipation with a 10/1000 $\mu$ s waveform <sup>(1)</sup>	$P_{PPM}$	30000	W
Peak pulse current with a 10/1000 $\mu$ s waveform <sup>(1)</sup>	$I_{PP}$	See Next Table	W
Power dissipation on infinite heatsink at TL = 75°C	$P_D$	8.0	V
Peak forward surge current, 8.3 ms single half sine-wave unidirectional only <sup>(2)</sup>	$I_{FSM}$	500	A
Operating junction temperature range	$T_j$	-55 to +175	°C

#### Note:

- (1) Non-repetitive current pulse per Fig.5 and derated above TA= 25 °C per Fig.1.
- (2) Measured on 8.3 ms single half sine-wave or equivalent square wave, duty cycle = 4 pulses per minute maximum.

## Surface Mount Transient Voltage Suppressors

### 30KP Series 30000W Transient Voltage Suppressor

Electrical Characteristics(@25C Unless otherwise Specified)

Part Number		Reverse Stand-Off Voltage $V_{RWM}(V)$	Breakdown Voltage $V_{BR}$ (V) @ $I_T$		Test Current $I_T$ (mA)	Maximum Clamping Voltage $V_C$ @ $I_{PP}$ (V)	Maximum Peak Pulse Current $I_{PP}$ (A)	Maximum Reverse Leakage $I_R$ @ $V_{RWM}$ ( $\mu A$ )
Uni	Bi		MIN	MAX				
30KP28A	30KP28CA	28	31.28	34.41	50	50.0	606.0	5000
30KP30A	30KP30CA	30	33.51	36.86	50	55.2	548.9	5000
30KP33A	30KP33CA	33	36.90	40.59	50	58.5	517.9	5000
30KP36A	30KP36CA	36	40.20	44.22	50	61.8	490.3	5000
30KP39A	30KP39CA	39	43.60	47.96	20	67.2	450.9	2000
30KP42A	30KP42CA	42	46.90	51.59	10	72.0	420.8	1000
30KP43A	30KP43CA	43	48.00	52.80	10	73.0	415.1	1000
30KP45A	30KP45CA	45	50.30	55.33	5	77.4	391.5	250
30KP48A	30KP48CA	48	53.60	58.96	5	81.6	371.3	100
30KP51A	30KP51CA	51	57.00	62.70	5	86.4	350.7	50
30KP54A	30KP54CA	54	60.30	66.33	5	91.4	331.5	20
30KP58A	30KP58CA	58	64.80	71.28	5	92.4	327.9	20
30KP60A	30KP60CA	60	67.00	73.70	5	102.0	297.1	15
30KP64A	30KP64CA	64	71.50	78.65	5	104.0	291.3	10
30KP66A	30KP66CA	66	73.70	81.07	5	107.0	283.2	2
30KP70A	30KP70CA	70	78.20	86.02	5	109.0	278.0	2
30KP71A	30KP71CA	71	79.30	87.23	5	111.5	271.7	2
30KP72A	30KP72CA	72	80.40	88.44	5	114.0	265.8	2
30KP75A	30KP75CA	75	83.80	92.18	5	119.4	253.8	2
30KP78A	30KP78CA	78	87.10	95.81	5	129.0	234.9	2
30KP84A	30KP84CA	84	93.80	103.18	5	139.2	217.7	2
30KP90A	30KP90CA	90	100.50	110.55	5	146.4	207.0	2
30KP96A	30KP96CA	96	107.20	117.92	5	156.0	194.2	2
30KP102A	30KP102CA	102	113.90	125.29	5	165.6	183.0	2
30KP108A	30KP108CA	108	120.60	132.66	5	175.2	172.9	2

## Surface Mount Transient Voltage Suppressors

### 30KP Series 30000W Transient Voltage Suppressor

Ratings and Characteristic Curves(TA=25C unless otherwise noted)

Part Number		Reverse Stand-Off Voltage $V_{RWM}(V)$	Breakdown Voltage $V_{BR}$ (V) @ $I_T$		Test Current $I_T$ (mA)	Maximum Clamping Voltage $V_C$ @ $I_{PP}$ (V)	Maximum Peak Pulse Current $I_{PP}$ (A)	Maximum Reverse Leakage $I_R$ @ $V_{RWM}$ ( $\mu A$ )
Uni	Bi		MIN	MAX				
30KP120A	30KP120CA	120	134.00	147.40	5	194.4	155.9	2
30KP132A	30KP132CA	132	147.40	162.14	5	213.0	142.3	2
30KP144A	30KP144CA	144	160.80	176.88	5	223.2	135.8	2
30KP150A	30KP150CA	150	167.60	184.36	5	233.4	129.8	2
30KP156A	30KP156CA	156	174.30	191.73	5	245.0	123.7	2
30KP160A	30KP160CA	160	178.70	196.57	5	252.6	120.0	2
30KP168A	30KP168CA	168	187.70	206.47	5	272.4	111.2	2
30KP170A	30KP170CA	170	189.90	208.89	5	275.0	110.2	2
30KP180A	30KP180CA	180	201.10	221.21	5	290.4	104.3	2
30KP198A	30KP198CA	198	221.20	243.32	5	319.8	94.7	2
30KP216A	30KP216CA	216	241.30	265.43	5	348.6	86.9	2
30KP240A	30KP240CA	240	268.10	294.91	5	387.0	78.3	2
30KP258A	30KP258CA	258	288.20	317.02	5	416.4	72.8	2
30KP260A	30KP260CA	260	290.40	319.44	5	416.0	72.8	2
30KP270A	30KP270CA	270	301.60	331.76	5	436.2	69.5	2
30KP280A	30KP280CA	280	312.80	344.08	5	464.0	65.3	2
30KP288A	30KP288CA	288	321.70	353.87	5	469.9	64.5	2
30KP300A	30KP300CA	300	334.00	367.40	5	484.0	62.0	2
30KP320A	30KP320CA	320	356.00	392.00	5	530.0	57.0	2

**Note:**

- (1) Add suffix ' CA ' after part number to specify Bi-directional devices
- (2) Suffix 'A ' denotes 5% tolerance device.

## Surface Mount Transient Voltage Suppressors

### 30KP Series 30000W Transient Voltage Suppressor

Ratings and Characteristic Curves(TA=25°C unless otherwise noted)

Figure 1-Peak Pulse Power Rating Curve

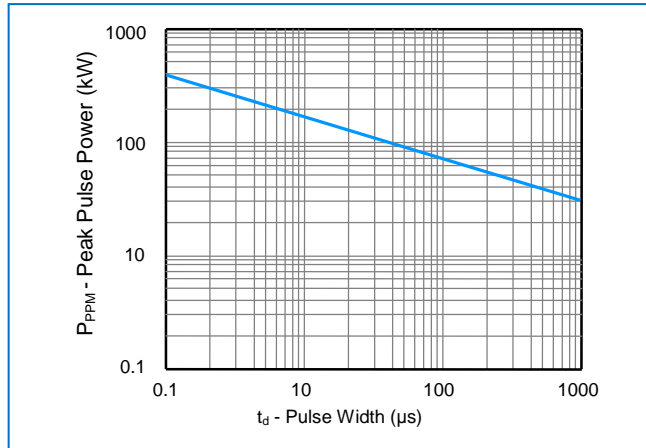


Figure 2-Pulse Derating Curve

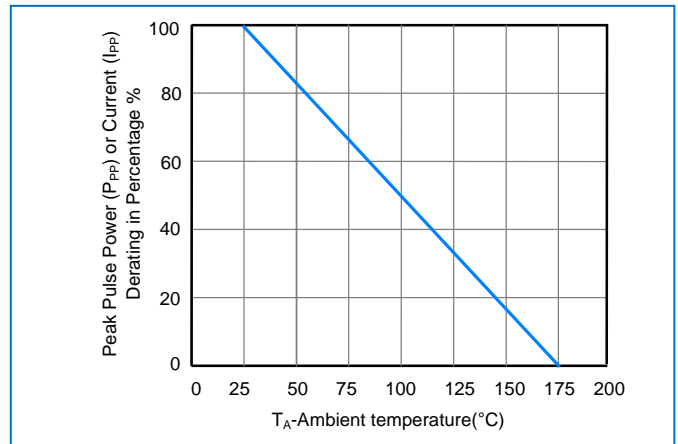


Figure 3-Pulse Waveform

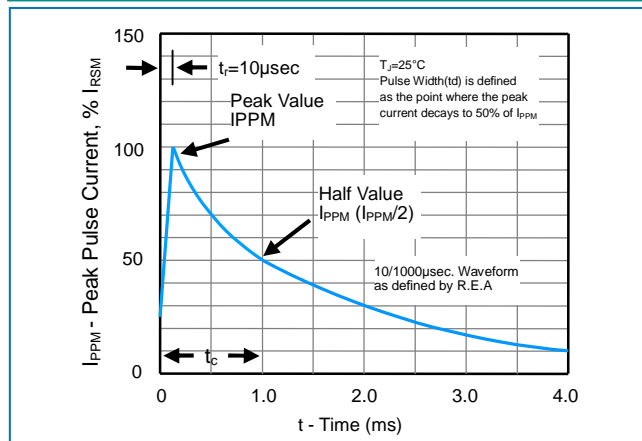


Figure 4-Typical Junction Capacitance

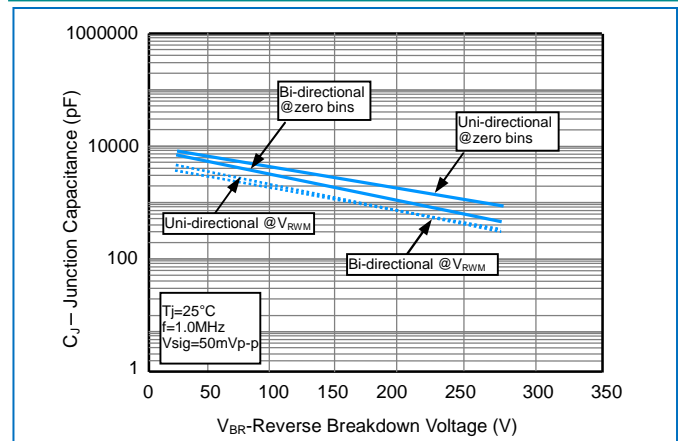


Figure 5-Steady State Power Derating Curve

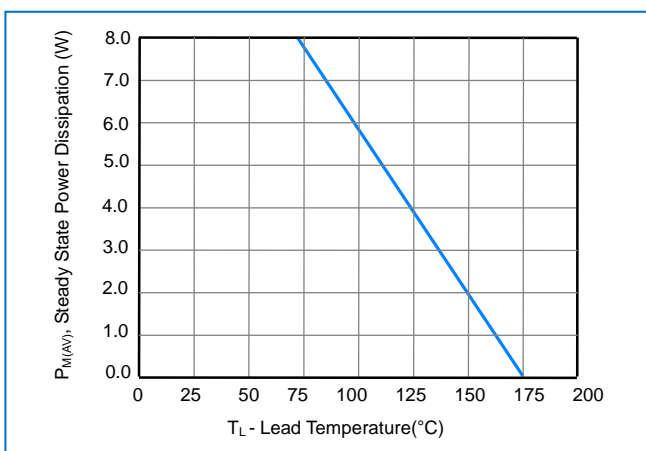
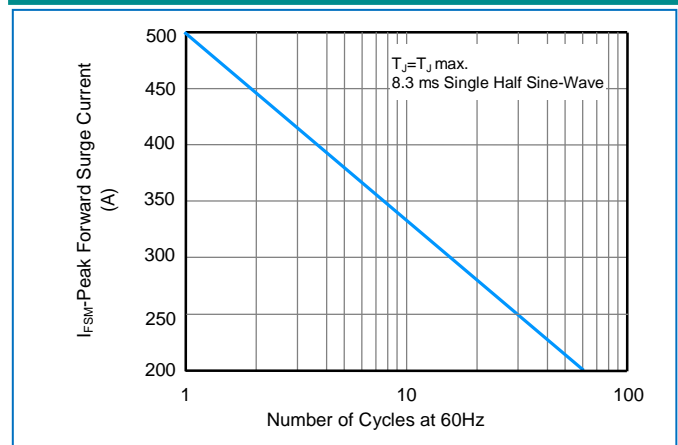


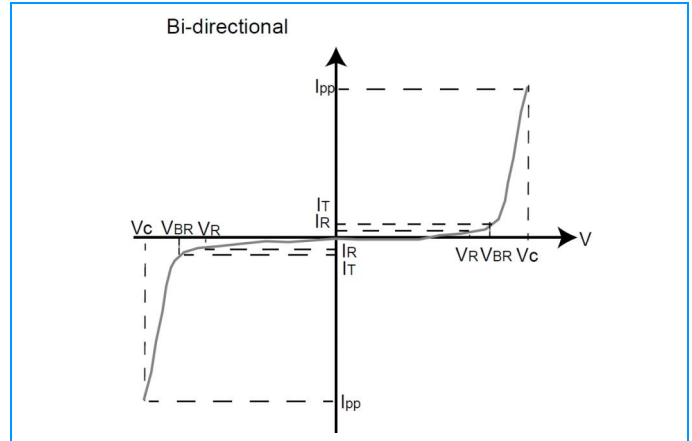
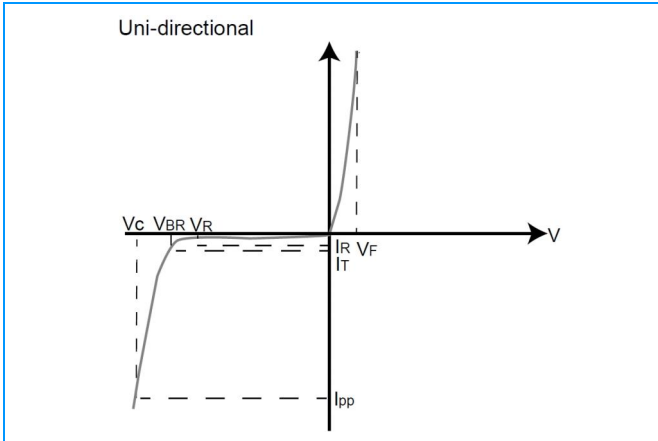
Figure 6-Maximum Non-Repetitive Surge Current



## Surface Mount Transient Voltage Suppressors

### 30KP Series 30000W Transient Voltage Suppressor

#### I-V Curve Characteristics



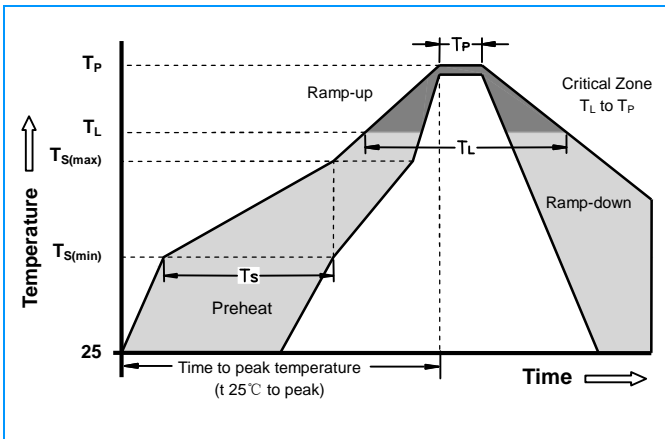
#### Physical Specifications

<b>Weight</b>	0.07 ounce, 2.1gram
<b>Case</b>	JEDEC R-6/P600 Molded Plastic over glass passivated junction
<b>Polarity</b>	Color band denotes cathode except Bipolar
<b>Terminal</b>	Matte Tin-plated leads, Solderable per JESD22-B102D

#### Environmental Specifications

<b>Temperature Cycle</b>	JESD22-A104
<b>Pressure Cooker</b>	JESD22-A102
<b>High Temp. Storage</b>	JESD22-A103
<b>HTRB</b>	JESD22-A108
<b>Thermal Shock</b>	JESD22-A106

#### Soldering Parameters

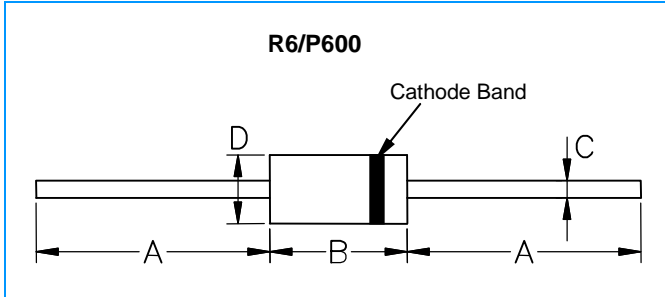


Reflow Condition		Lead-free assembly
Pre Heat	-Temperature Min ( $T_{s(min)}$ )	150°C
	-Temperature Max ( $T_{s(max)}$ )	200°C
	- Time (min to max) ( $t_s$ )	60 -180 Seconds
Average ramp up rate ( Liquidus Temp $T_L$ ) to peak		3°C/second max
$T_{s(max)}$ to $T_L$ - Ramp-up Rate		3°C/second max
Reflow	- Temperature ( $T_L$ ) (Liquidus)	217°C
	- Time (min to max) ( $t_s$ )	60 -150 Seconds
Peak Temperature ( $T_P$ )		260 +0/-5°C
Time within 5°C of actual peak Temperature ( $t_p$ )		20 -40 Seconds
Ramp-down Rate		6°C/second max
Time 25°C to peak Temperature ( $T_P$ )		8 minutes Max
Do not exceed		280°C

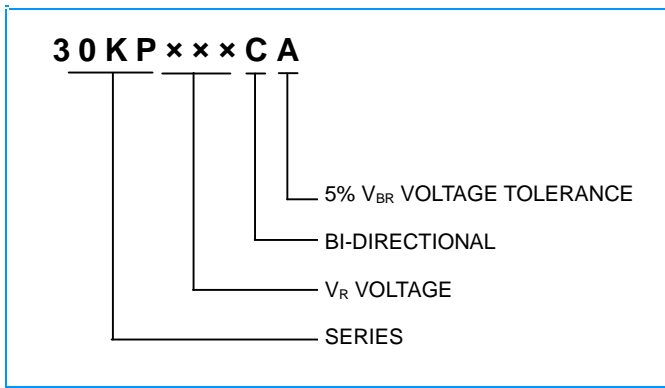
## Surface Mount Transient Voltage Suppressors

### 30KP Series 30000W Transient Voltage Suppressor

#### Dimensions



Dimensions	Inches		Millimeters	
	Min	Max	Min	Max
A	1.000	-	25.40	-
B	0.340	0.360	8.64	9.14
C	0.048	0.052	1.22	1.32
D	0.340	0.360	8.64	9.14



#### Packaging

Part Number	Component Package	Quantity	Packaging Option
30KPXXXXX	R6/P600	250	Box

#### Packaging Dimensions Unit: Inches (Millimeters)

